

DYNAMAX 
A DIVISION OF FOREST RIVER

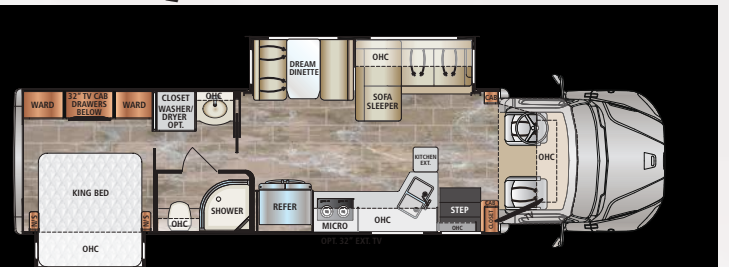
DIFFERENT BY DESIGN

2021

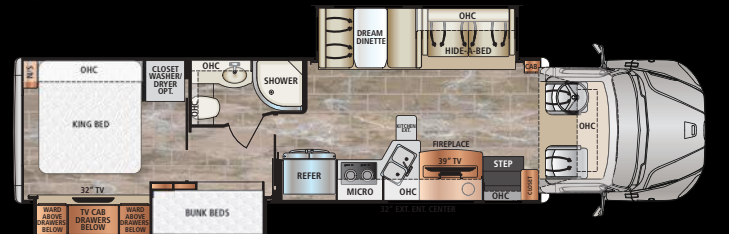


DYNAQUEST XL

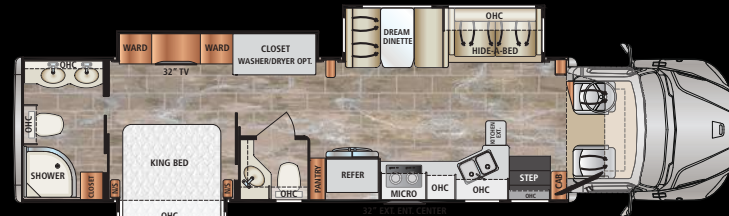
DYNAQUEST XL



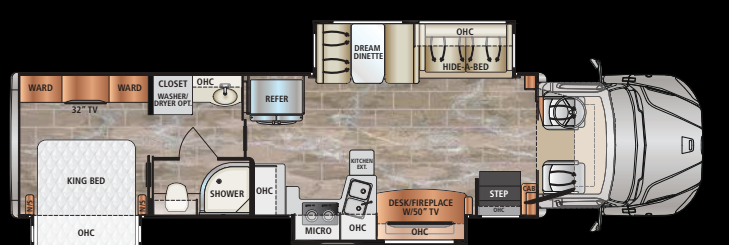
3400KD



3700BD



37RB



3801TS



Cab-Over Bunk Option

STANDARD FEATURES & OPTIONS

CHASSIS

- Freightliner® M2 112 Chassis (33,000-lbs. GVWR/54,000-lbs. GCWR)
- Cummins® 8.9L ISL Turbo Diesel Engine (450hp/1,250 lb.-ft. of Torque)
- Allison® 3200 TRV Six-Speed Automatic Transmission
- 100-Gallon Fuel Capacity (Twin 50-Gallon Aluminum Fuel Tanks)
- 6-Gallon Diesel Exhaust Fluid Tank
- Trailer Hitch (20,000 Tow lbs./2,000 Tongue lbs.) with 7-Way Round Tow Connection
- Weigh Safe Trailer Hitch Receiver
- Active Brake Assist
- Brake Controller
- Dual-Stage Compression Brake with High/Off/Low Braking Dash Switch
- Locking Differential
- Airliner® 21,000-lb. Rear Suspension
- Manual Air Suspension Dump Valve Switch on the Dash
- 275-Amp Alternator
- Quick Disconnect Fitting with Tire Inflation Kit
- Air Brakes with 4-Wheel ABS
- Equiflo™ Inboard Fuel System (Dual Supply – Dual Return)
- Fuel Filter/Water Separator with Primer Pump
- Engine Block Heater
- Steel-Reinforced, Aluminum Cab
- Chrome Grille and Air Intake Grille
- Tire Pressure Monitoring System
- Valve Extensions

- Front and Rear Tires: Michelin® XZE2 275/80R22.5 (14 Ply Radials)
- Single Front Wheels: Alcoa® Aluminum (22.5" x 8.25") *Outside Rims are Polished
- Dual Rear Wheels: Alcoa® Aluminum (22.5" x 8.25") *Outside Rims are Polished
- 4.56 Rear Axle Ratio
- Daytime Running Lights
- LED Headlights
- Tinted Door Glass and Operating Wing Windows
- Chassis Battery Shut Off Switch in Cab
- Leatherette Driver and Passenger Air Ride Seats with Swivel Bases
- Quad-View Camera System (Right Side, Left Side, Hitch, and Rear Horizon Views)
- Kenwood® 7" Touch Screen Dash Infotainment System with AM/FM, Bluetooth®, Sirius/XM® (tuner and antenna), and Apple® CarPlay™/Android® Auto™ Functionality
- In-Dash Garmin® RV Navigation System
- JBL® Premium Cab Sound System - JBL full range/tweeter coaxial speakers, dual voice coil subwoofer, and a high-efficiency, high-performing, 4-channel DSP amplifier, all "Tuned" specifically for the Freightliner M2
- 12V Accessory Ports
- One Valve Parking Brake System with Warning Indicator
- Engine After-Treatment Device, Automatic Over-the-Road Regeneration, and Dash-Mounted Regeneration Switch
- Low Air Pressure Light and Buzzer

- Momentary Battery Booster Switch for Connecting Chassis and House Batteries
- Marker Lights with Separate Interrupter Switch
- Adaptive Cruise Control
- Adjustable Steering Column
- 18" Leather-Wrapped Steering Wheel
- Hydrographic Woodgrain Cab Accents
- Power Remote/Heated Mirrors
- Power Windows and Locks
- 3-Point Seat Belts
- Dual Reading Lights
- Two (2) Cup Holders in Dash

CONSTRUCTION

- 2" Aluminum-Framed, Laminated Sidewalls with Dow® Block Foam Insulation
- Gel-Coat Fiberglass Walls with Azdel® Backing
- Aluminum-Framed Floor
- Aluminum-Framed Roof Trusses
- Crowned, One-Piece Fiberglass Roof
- Foil-Lined Ductwork Throughout
- Fiberglass Front Cap, Rear Cap, and Front Wing Panels
- Automatic, 4-Point Hydraulic Leveling Jacks with Bluetooth
- Dual-Pane, Dark-Tinted, Frameless Windows
- Seamless, Easy-Clean Rotocast Storage Compartments with LED Lighting
- Side-Hinged, Locking Aluminum Exterior Storage Doors with Chrome Handles

EXTERIOR

- Custom Full Body Paint Package with Scheme-Matching Slideout Sides
- Premium Cut and Buffed Paint Finish
- Front-End Diamond Shield® Paint Protection
- Dual Roof-Mounted, Integrated Armless Patio Awnings with LED Lighting and Wind Sensors
- Dual Chrome Roof-Mounted Air Horns
- Aluminum-Wrapped Slideout Toppers
- LED Patio Light
- Entry Door with Rotary Latch; Dark-Tinted, Frameless Window; and Integrated Shade
- Keyless Entry Touch Pad at Entry Door
- Lighted Acrylic Entry Grab Handle

Key Dimensions:	3400KD	3700BD	37RB	3801TS
GVWR	33,000 lbs.	33,000 lbs.	33,000 lbs.	33,000 lbs.
GCWR	54,000 lbs.	54,000 lbs.	54,000 lbs.	54,000 lbs.
UVW*	26,372 lbs.	TBD	28,236 lbs.	27,414 lbs.
Overall Length	37' 2"	39' 8"	41' 3"	39' 8"
Exterior Width	101"	101"	101"	101"
Wheelbase	268"	268"	286"	268"
Overall Exterior Height (w/15,000 BTU Roof A/C)	12' 9"	12' 9"	12' 9"	12' 9"
Interior Height	7' 0"	7' 0"	7' 0"	7' 0"
Fuel Capacity	100 Gal.	100 Gal.	100 Gal.	100 Gal.
Water Capacities (Gal.) Fresh/Gray/Black	94/52/52	94/52/52	100/52/52	94/52/52
Awning (Overall Length)	25' 6"	30' 3"	29' 11"	30' 3"

* UVW is an estimate only based on standard equipment.

FULL BODY PAINT PACKAGES

With Front-End Diamond Shield



Admiral Blue



Cabernet



Khaki



Titanium

All information contained in this brochure is believed to be accurate at the time of publication. Dynamax often makes running changes, (changes made outside of model year timing) to improve the reliability, performance or capacity. Please refer to www.dynamaxcorp.com for the most current specifications.

- Power Entry Steps with Polished Stainless Steel Step Treads
- Remote Locking System for Exterior Storage Doors
- Exterior Wall-Mounted Entertainment Center with 32" LED Smart TV
- Front and Rear LED Clearance and Marker Lighting
- Rear LED Docking Lights
- Molded Fiberglass Cab Step Covers with Polished Stainless Steel Step Treads
- Polished Stainless Accents on Lower Skirt
- Rear "DYNAMAX" Rock Guard
- Chrome Exhaust Tip

INTERIOR

- Polished Ceramic Tile Flooring Throughout
- Deluxe Carpet with Pad in Select Living Area Slide Rooms
- Polished Ceramic Tile Entry with Non-Skid Rubber Steps
- Soft-Touch Padded Vinyl Ceiling
- LED Recessed Ceiling Lights
- Sprung, Residential Style Dinette Seats with Lift Up Storage
- Tri-Fold Sofa (3700BD, 3801TS, 37RB)
- L-Shaped Sofa (3400KD)
- Coordinating Fabric Window Treatments and Lambrequins with Hardwood Trim and Crown
- Day/Night Roller Shades
- Hardwood Raised Panel Cabinetry with Five-Piece Drawer Fronts
- Hardwood Shaker-Style Passage Doors
- Full Extension, Soft-Closing Drawer Guides (where applicable)
- Dovetail Joints on Cabinet Drawers
- Hidden Hinges
- LED Smart TV (Living Area)
- Entertainment Center with 50" LED Smart TV and Fireplace (3801TS Only)
- Entertainment Center with 39" LED Smart TV and Fireplace (3700BD Only)
- Bose® Sound System
- Thermal, Reflective Front Privacy Shades
- USB Charging Ports
- 23 cu. ft. Residential Refrigerator with Ice Maker
- Induction Range with Induction Pan Set

- Convection Microwave Oven
- Solid Surface Countertops with LED Edge Lighting
- Hand-Laid Tile Backsplash
- Double Bowl Stainless Steel Sink with Solid Surface Covers
- Residential Stainless Steel Spring Gooseneck Faucet
- Pantry
- Under-Cabinet Lighting
- MaxxAir® Power Vent with Built-In Rain Cover

BEDROOM

- King Bed with Innomax Adjustable® Comfort, Digital Smart Mattress (72" x 80" – Nominal Size)
- Under-Bed Storage (Floor Plan Specific)
- Deluxe Padded Headboard
- Designer Bedding Package
- 32" LED Smart TV
- Bose® Solo-5 Sound Bar
- Cedar-Lined Wardrobe
- Nightstands with Solid Surface Countertops
- LED Reading Lights
- USB Charging Ports
- Bunk Bed Mattresses (28" x 76") and Privacy Partition (3700BD)
- Two Bunk CD/DVD Players with Monitors (3700BD)

BATHROOM

- Solid Surface Shower
- Shower Skylight
- Glass Shower Door
- Oxygenics Body Spa® RV Shower Head
- Solid Surface Countertops with LED Edge Lighting
- Hand-Laid Tile Backsplash
- Under-Mount Sink with Residential Brushed Nickel Faucet
- Porcelain Macerator Electronic-Flush Toilet(s) (Floor Plan Specific)
- Porcelain Foot-Flush Toilet (Floor Plan Specific)
- MaxxAir® Power Vent with Built-In Rain Cover

UTILITIES





- Three (3) 12V Group 4D AGM Deep-Cycle, Maintenance-Free Batteries
- Battery Disconnect

- Multiplex® Wiring with Touch Screen Command Center, Switch Panels, and Bluetooth® Smart Phone App Control
- 50-Amp Service with Power Cord Reel
- 2,800W Pure Sine Wave Inverter/Charger (3,900 Peak Watts)
- 8kW Onan® Diesel Generator with Auto Transfer Switch (Mounted on Isolator Pads)
- Automatic Generator Start
- Dual Ducted, Low-Profile 15,000-BTU Air Conditioners with Heat Strip
- Aqua-Hot® 450D Diesel System with Engine Pre-Heat
- Dyson® Rechargeable Vacuum with Attachments
- Water Filtration System
- Exterior Shower in Service Bay
- Power Water Hose Reel in Service Bay
- Exterior GFCI Receptacle
- Winegard® Connect 2.0™ Dome Antenna (WiFi Extender, 4G LTE, Omnidirectional HD OTA, FM, SIM Card Port)
- 4x4 HDMI Matrix
- Cable TV/Satellite Hookup in Service Bay
- Thetford® Sani-Con Turbo Macerator System
- Black Tank Flush
- Utility Compartment Heated by Aqua-Hot® System
- Enclosed Holding Tanks Heated by Aqua-Hot® System
- Upgraded 12V On-Demand Water Pump (4 gallons per minute)
- Carbon-Monoxide, LP, and Smoke Detectors
- Fire Extinguisher
- Winegard® In-Motion T4 Satellite (Dish® SD-HD, DirecTV® SD, BellTV® SD-HD)

OPTIONS

- Solar Panels - Two 100 Watt with 30-Amp Controller
- Cab-Over Bed (Extended Front Cap)
- Washer/Dryer
- Dual, Power Reclining Theater Seats in Place of Dinette (3400KD: Three Seats - Only Outer Seats are Powered)
- Tri-Fold Sofa (3400KD)
- Winegard® Trav'ler Stationary Triple LNB Satellite Dish (DirecTV® SD-HD)

DÉCOR SELECTIONS



OPTIONAL CAB-OVER

Extended Front Cap with Cab-Over Bunk



DYNAMAX
A DIVISION OF FOREST RIVER

DIFFERENT BY DESIGN

2745 Northland Dr. ■ Elkhart IN 46514
888-295-7859 ■ www.dynamaxcorp.com

Factory Video Tour

<https://www.youtube.com/watch?v=q5cG43PD7SE>

Paint Video

<https://www.youtube.com/watch?v=sLgLoR26jfs>

Dynamax Owner "Digital Kit" App

Now you can have your Owner's Manual with you wherever you are. Download our FREE App from the App Store or Google Play and you'll have the information right at your fingertips.



GVWR (Gross Vehicle Weight Rating) - is the maximum permissible weight of the unit when fully loaded. It includes all weights, inclusive of all fluids, occupants, cargo, optional equipment and accessories. For safety and product performance do NOT exceed the GVWR.

GCWR (Gross Combined Weight Rating) - is the maximum permissible loaded weight of your motor home and any towed trailer or towed vehicle. Actual GCWR of this vehicle may be limited by the sum of the GVWR and the installed hitch receiver maximum capacity rating; see hitch rating label for detail.

GAWR (Gross Axle Weight Rating) - is the maximum permissible weight, including cargo, fluids, optional equipment and accessories that can be safely supported by each axle.

UVW (Unloaded Vehicle Weight) - is the typical weight of the unit as manufactured at the factory. It includes all weight at the unit's axle(s), including full fuel, all fluids and LP Gas. The UVW does not include cargo, fresh potable water, additional optional equipment or dealer installed accessories.

*Estimated Average based on standard build optional equipment.

CCC (Cargo Carrying Capacity) - is the amount of weight available for fresh potable water, cargo, passengers, additional optional equipment and accessories. CCC is equal to GVWR minus UVW. Available CCC should accommodate fresh potable water (8.3 lbs per gallon). Before filling the fresh water tank, empty the black and gray tanks to provide for more cargo capacity.

**Estimated average based on standard build optional equipment.


Each Forest River RV is weighed at the manufacturing facility prior to shipping. A label identifying the unloaded vehicle weight of the actual unit and the cargo carrying capacity is applied to every Forest River RV prior to leaving our facilities. The load capacity of your unit is designated by weight, not by volume, so you cannot necessarily use all available space when loading your unit.

Actual towing capacity is dependent upon your particular loading and towing circumstances, which includes the GVWR, GAWR and GCWR as well as adequate trailer brakes. Please refer to the Operator's Manual of your vehicle for further towing information.



PRE-DELIVERY INSPECTION FACILITY

20,000 square feet of quality assurance. The bare essentials for a premium product. This state-of-the-art facility gives immediate daily feedback to production for quality assurance in every unit built.



24/7 EMERGENCY ROADSIDE ASSISTANCE WITH VEHICLE PURCHASE*

TOWING
JUMP-STARTS
TIRE CHANGES
FLUID DELIVERY
LOCKOUT
SERVICE

WINCH-OUT
MOBILE MECHANIC
TECHNICAL
SUPPORT
DEALER LOCATOR
SERVICES



*VALID FOR 1 YEAR FROM DATE OF PURCHASE



FREE MEMBERSHIP
to Forest River Owners' Group

www.forestriverfrog.com



All information contained in this brochure is believed to be accurate at the time of publication. However, during the model year, it may be necessary to make revisions and Forest River, Inc., reserves the right to make all such changes without notice, including prices, colors, materials, equipment and specifications as well as the addition of new models and the discontinuance of models shown in this brochure. Therefore, please consult with your Forest River dealer and confirm the existence of any materials, design or specifications that are material to your purchase decision. ©2020 Dynamax, a Division of Forest River, Inc., a Berkshire Hathaway company. All Rights Reserved. 10/20

Find us on
Facebook



Learn More
Scan this barcode using
a QR Reader on your
smart phone to learn
more about Forest River.



A Berkshire Hathaway company.

Your Authorized DynaQuest XL Dealer

LA MESA RV
EXPERIENCE LIFE
www.lamesarv.com
800-496-8778